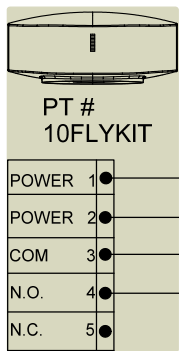
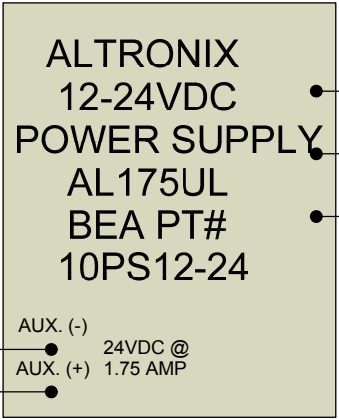


RED  
BLACK  
YELLOW  
GREEN  
WHITE



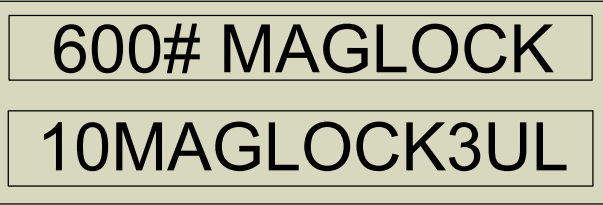
SEE NOTE 2



INPUT 115VAC/60Hz  
.6 AMP

BLACK  
WHITE  
GREEN

SEE NOTE 1



**NOTES:**

- 1) SEE BR3 USER'S GUIDE PAGE 7 FOR WIRING AND PROGRAMMING FUNCTION 25. RELAY 2 CAN BE USED TO ACTIVATE AN AUTOMATIC DOOR IF NEEDED.
- 2) SEE FLY USER,S GUIDE FOR MORE INFORMATION

IF AFTER TROUBLESHOOTING A PROBLEM, A SATISFACTORY SOLUTION CANNOT BE ACHIEVED, PLEASE CALL B.E.A., INC. FOR FURTHER ASSISTANCE DURING EASTERN STANDARD TIME AT 1-800-523-2462 FROM 8AM - 5PM. FOR AFTER-HOURS, CALL EAST COAST: 1-866-836-1863 OR 1-800-407-4545 / MID-WEST: 1-888-308-8843 / WEST COAST: 1-888-419-2564. DO NOT LEAVE ANY PROBLEM UNRESOLVED. IF YOU MUST WAIT FOR THE FOLLOWING WORKDAY TO CALL B.E.A., LEAVE THE DOOR INOPERABLE UNTIL SATISFACTORY REPAIRS CAN BE MADE. NEVER SACRIFICE THE SAFE OPERATION OF THE AUTOMATIC DOOR OR GATE FOR AN INCOMPLETE SOLUTION.WEB: WWW.BEASENSORS.COM

**BEA**  
OPEN UP NEW HORIZONS  
HALMA GROUP COMPANY  
100 ENTERPRISE DRIVE  
PITTSBURGH, PA 15275  
PHONE: (412) 249-4100  
FAX: (412) 249-4101  
EMAIL: www.beasensors.com

**TITLE: ACCESS CONTROL PACKAGE 4 (10ACP6F)**

SIZE: <b>A</b>	DRAWN BY: WJR	REV BY:	PART NO: <b>80.0372.00</b>
	SCALE: NONE	DATE: 01/10/2015	SHEET 1 OF 1