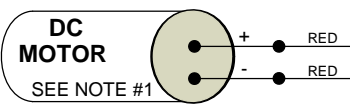
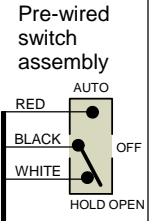



LO-LINX SWING	GREEN ACT.	WHITE COM.	YELLOW SAF.	BLUE STALL	BROWN STAL COM.
BESAM 300	13	12	11	15, 17	16, 18
BESAM M/P	3	4	9	5	13
DOM	YELLOW	GREY	BLUE	PURPLE	GREY
GT 300/400	BLACK	RED	WHITE	WHITE	RED
GT MAG	6 BLACK	5 RED	4 WHITE	3 VIOLET	5 RED
HORTON 490	2	3, 6, 8	4	10	3, 6, 8
HUNTER	ACT.	RTN	SAF. 1	SAF. 2	RTN
KM K	GREEN	WHITE	RED	YELLOW	WHITE
STANLEY "L"	ORANGE	YELLOW	RED	BLUE	YELLOW
STANLEY M/P	2	18	7	7	18
STANLEY 521	TB4-4	TB4-3	TB3-8	TB3-4	TB3-3
TORMAX TT XII	5	4	18	14	15



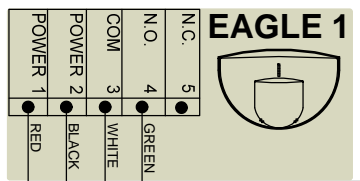
LO-LINX MOTOR HARNESS p/n: 20.5076

SEE NOTE #2

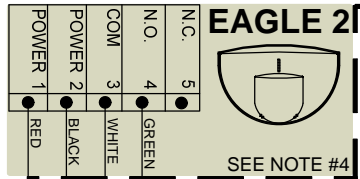
SEE NOTE #3

LO-LINX HOLD SWITCH HARNESS p/n: 20.5078

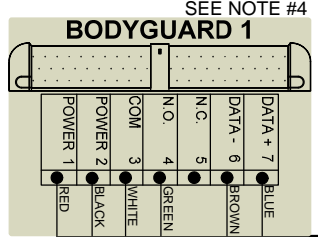
LO-LINX CONTROL HARNESS p/n: 20.5097



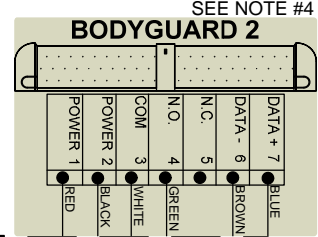
LO-LINX EAGLE HARNESS p/n: 20.5096



SEE NOTE #4

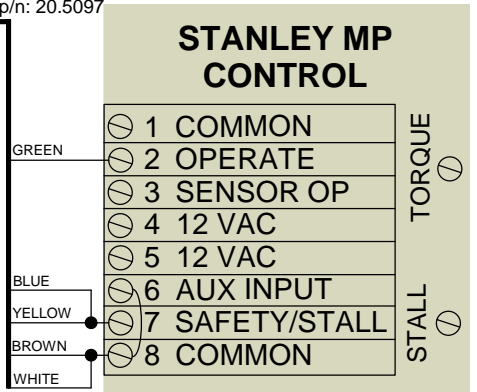


SEE NOTE #4

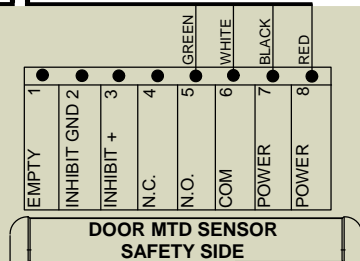
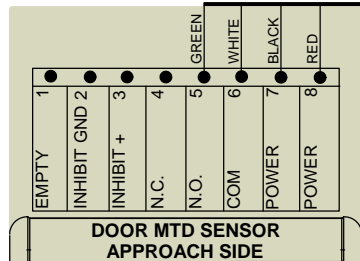
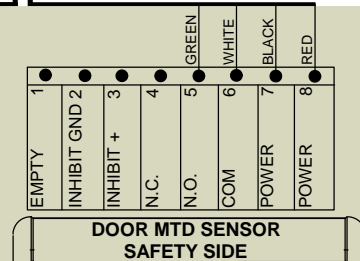
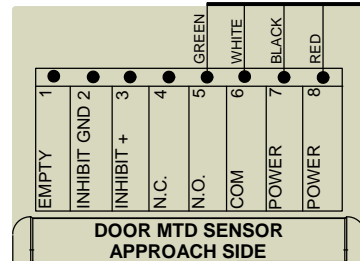


SEE NOTE #4

LO-LINX SUPERSCAN HARNESS p/n: 70.5071



SEE NOTE #5



- NOTES:
1. MOTOR CONNECTION IS TIED IN PARALLEL TO EXISTING MOTOR LEADS. NO RESPECT TO POLARITY IS REQUIRED.
 2. EXTERNAL SWITCHES ARE REQUIRED IF INHIBIT IS DESIRED AT SWING SIDE SUPERSCANS, SWITCH OPENS UPON INHIBIT POINT. IF USING MAGIC FORCE, AUX. CAM SWITCH 4 CAN BE USE TO INHIBIT. MAGIC SWING BREAKOUT SWITCHES CAN BE USED IF THEY ARE NOT NEEDED FOR BREAKOUT.
 3. THE KNOWING ACT SWITCH IS CONNECTED AT THE AUX INPUT AND CAN BE ANY DRY CONTACT DEVICE SUCH AS A PUSHPLATE, CARD READER, ETC. THE AUX INPUT IS REQUIRED FOR ALL INITIAL ACTIVATION WHEN FUNCTION 'FA' ON THE LO-LINX IS SET TO '01'.
 4. THE SECOND BODYGUARD AND EAGLE ARE PRIMARILY USED IN DUAL-EGRESS APPLICATIONS. ENSURE BODYGUARD RELAY VALUE IS SET TO 2.
 5. INSERTING A JUMPER ON THE CONTROL TERMINAL # 6 & 8 MAY BE NECESSARY IF NO BREAKOUT SWITCHES ARE ENABLED.

Do not leave problems unresolved. If a satisfactory solution cannot be achieved after troubleshooting a problem, please call B.E.A., Inc. If you must wait for the following workday to call B.E.A., leave the door inoperable until satisfactory repairs can be made. Never sacrifice the safe operation of the automatic door or gate for an incomplete solution. During EST 8am - 5pm call B.E.A., @ 800-523-2462. After 5pm EST all 866-249-7937 or 866-836-1863. After 5pm CST call 800-407-4545 or 888-308-8843. After 5pm MST or PST call 888-419-2564. Ensure compliance with current applicable standards. i.e. ANSI 156.10.

BEA
OPEN UP NEW HORIZONS
HALMA GROUP COMPANY

100 ENTERPRISE DRIVE
PITTSBURGH, PA 15275
PHONE: (412) 249-4100
FAX: (412) 249-4101
EMAIL: www.beasensors.com

TITLE: LO-LINX SYSTEM
STANLEY MP/HDLE CONTROL

SIZE: A	DRAWN BY: JED	REV BY: TUC	PART NO: 80.0243.05
SCALE: NONE	DATE: 10/15/2007	SHEET 1 OF 1	