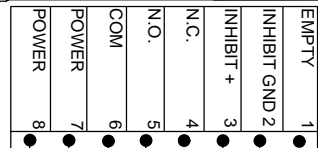
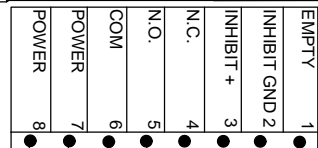


APPRCH SIDE SUPERSCAN

SAFETY SIDE SUPERSCAN

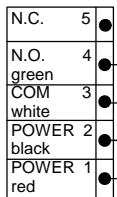
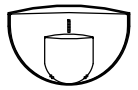


- 2 P IMP
- 5 P DET
- 13 SWITCH 1 (F11)
- 17 +24 VDC
- 18 -24 VDC

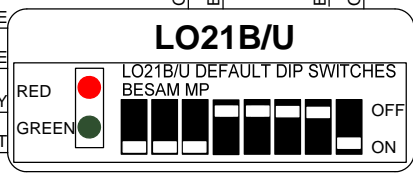
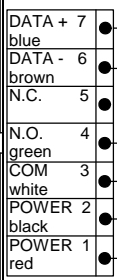
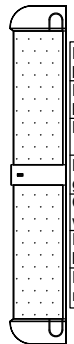
MP V6.3/ 6.4

- 3 I IMP
- 4 0 VDC
- 9 MAT LOGIC
- 19 + 18 VDC
- 14 SWITCH 2

SENTRYSCAN



PASSPORT PRESENCE SENSOR



RED/WHITE
WHITE
GRAY
VIOLET

RED
BLACK
YELLOW

LO21B/U

LO21B/U DEFAULT DIP SWITCHES
BESAM MP

- NOTES: 1) SET PMD FUNCTIONS AS FOLLOWS:
 F20 = b, F19 = b, F18=00, F17=00, F16=05, F14=a, F13=a, F12 = 3 degrees LESS THAN F10, F11 = 65 degrees
 2) DIP SWITCHES 1 THRU 5 ARE FOR LOCK OUT TIME 6=OFF 7= OFF8= ON

IF AFTER TROUBLESHOOTING A PROBLEM, A SATISFACTORY SOLUTION CANNOT BE ACHIEVED, PLEASE CALL B.E.A., INC. FOR FURTHER ASSISTANCE DURING EASTERN STANDARD TIME AT 1-800-523-2462 FROM 8AM - 5PM. FOR AFTER-HOURS, CALL EAST COAST: 1-866-836-1863 OR 1-800-407-4545 / MID-WEST: 1-888-308-8843 / WEST COAST: 1-888-419-2564. DO NOT LEAVE ANY PROBLEM UNRESOLVED. IF YOU MUST WAIT FOR THE FOLLOWING WORKDAY TO CALL B.E.A., LEAVE THE DOOR INOPERABLE UNTIL SATISFACTORY REPAIRS CAN BE MADE. NEVER SACRIFICE THE SAFE OPERATION OF THE AUTOMATIC DOOR OR GATE FOR AN INCOMPLETE SOLUTION.WEB: WWW.BEASENSORS.COM



100 ENTERPRISE DRIVE
 PITTSBURGH, PA 15275
 PHONE: (412) 249-4100
 FAX: (412) 249-4101
 EMAIL: www.beasensors.com

TITLE: BESAM MP SINGLE LO21B/U WITH PASSPORT PLUS / PARALLAX, Q-DISCONNECT ON APPROACH SIDE

SIZE: A	DRAWN BY: KJG	REV BY: WJR	PART NO: 80.0053.06
	SCALE: NONE	DATE: 07 OCT. 09	SHEET 1 OF 1